


1750-C

- Dual operator's stations with full machine controls, including automatic sonic feed control
- 80 HP John Deere diesel engine
- Fully enclosed, sound proof engine compartment
- Pre-wired for screed automation
- Full set of instrument gauges
- Two-speed polyurethane crawler track drive system
- Seamless paving up to 16'

"Before we purchased our new Mauldin 1750-C, we owned a 1985 Fortress Allatt 650P. There are major differences between the two machines. We appreciate the increased productive capabilities of the new Mauldin paver. It will enable us to complete projects faster on a more timely basis. We are a small regional contractor and this permits us to undertake more, larger projects."

– Mannix Marion, President of Marion Asphalte of St. Paul de Joliette (Quebec)



Greater Versatility.




Performance-Proven Design

- Newly designed screeds ensure seamless mat
- Swivel seat allows operator visibility of joint
- Strategically placed work lights allow for night paving


Extension Controls and Handles

- A** Standard equipped screed with depth crank handles and electrical/hydraulic depth adjustment
- B** Match height handle allows operator to align extension height to main screed for seamless paving
- C** Slope handle allows operator to adjust extension to either flat or angled positions
- Exclusive design – the only mid-size paver screed with highway class controls



Masters of the Mat

Maximum Control



Industry's Best Extension Slide Mechanism

- Machined and polished chrome rods ensure precise sliding control
- Replaceable bushings for guide rods allow rebuilding to original tolerances

Road Construction

- Fully operational controls from either side eliminate reaching
- With Mauldin's advanced highway class technology screeds, large road jobs can be undertaken
- Versatile design handles large road jobs, allows one-person operation
- Operator-friendly controls allow for smooth and efficient paving



SILVER 16 Screed Features

Adjustable Attack Angle on Extensions
Ultra Sonic Material Feed
Built-in Extending Feed Tunnels

Flawlessly Feeds Asphalt to 16'
Paver Match Height Available
Spring Loaded Endgates

“One of the things that I especially appreciate about our Mauldin 1750-C with the new SILVER-16 screed is the increased productivity we can achieve with it. The paver is big and heavy enough to push the fully loaded trucks and yet light and maneuverable enough to work productively in confined areas.”

– Pete Kramer, Vice President of Asphalt Paving & Maintenance, Inc., Lexington, KY

